

## Exploring the Rock Cycle

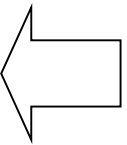
Name \_\_\_\_\_

Go to the Science Spot's Kid Zone and click the link for Rocks & Minerals to find these sites.

**Site #1: Study Jams- Click PLAY VIDEO to complete this section and then do the quiz.**

1. Complete: Heat and pressure melts \_\_\_\_\_ rock and turns it into \_\_\_\_\_. When it cools it becomes \_\_\_\_\_ rock.
2. Igneous rock can be broken down by \_\_\_\_\_ and the pieces moved around by erosion. The mix of pieces become \_\_\_\_\_ rock, such as limestone.
3. The weight and pressure creates heat causing the \_\_\_\_\_ rock to turn into \_\_\_\_\_ rock, such as marble.
4. Try the quiz by clicking the Test Yourself button. How did you do? \_\_\_\_ out of 7 correct

**← MORE ON BACK**



## Exploring the Rock Cycle

Name \_\_\_\_\_

Go to the Science Spot's Kid Zone and click the link for Rocks & Minerals to find these sites.

**Site #1: Study Jams- Click PLAY VIDEO to complete this section and then do the quiz.**

1. Complete: Heat and pressure melts \_\_\_\_\_ rock and turns it into \_\_\_\_\_. When it cools it becomes \_\_\_\_\_ rock.
2. Igneous rock can be broken down by \_\_\_\_\_ and the pieces moved around by erosion. The mix of pieces become \_\_\_\_\_ rock, such as limestone.
3. The weight and pressure creates heat causing the \_\_\_\_\_ rock to turn into \_\_\_\_\_ rock, such as marble.
4. Try the quiz by clicking the Test Yourself button. How did you do? \_\_\_\_ out of 7 correct

**← MORE ON BACK**

## Site #2: PH Rock Cycle

### Directions:

Click the IGNEOUS ROCK to begin.

Read the information at the TOP. Click the A to make the text larger!

Click a colored ARROW to choose which path you want to take

Click PLAY ANIMATION to see what happens.

LABEL the arrows and fill in the boxes as you journey through the rock cycle.

*You will need to have something for every arrow and box in order to be done with the activity! It will continue to play even after you've done everything.*

*Done? Return to [mrstomm.com](http://mrstomm.com) → Assignments to find the link for the Inside Planet Erath vocabulary set. Use the options to study the words!*

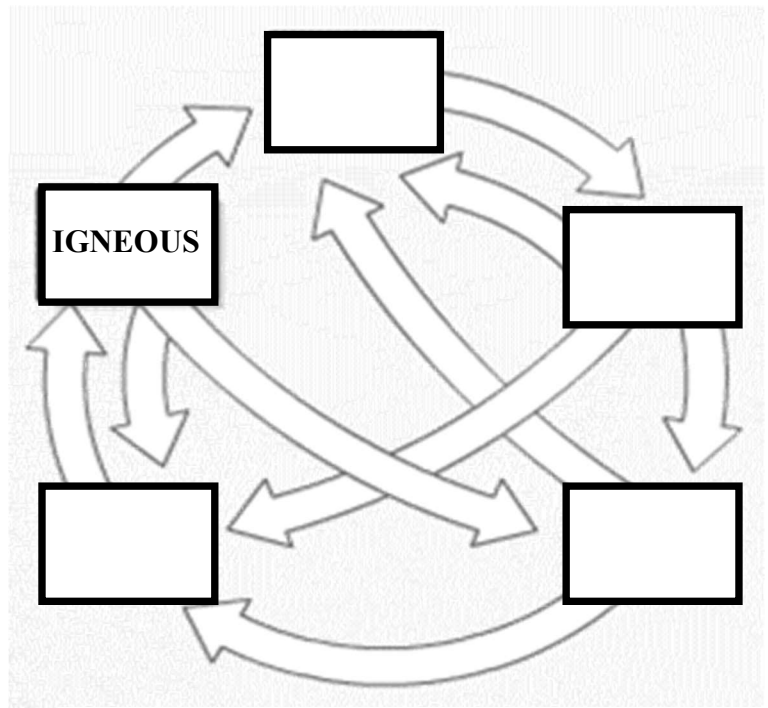


Image Source: [http://www.phschool.com/atschool/phsciexp/active\\_art/rock\\_cycle/](http://www.phschool.com/atschool/phsciexp/active_art/rock_cycle/)

## Site #2: PH Rock Cycle

### Directions:

Click the IGNEOUS ROCK to begin.

Read the information at the TOP. Click the A to make the text larger!

Click a colored ARROW to choose which path you want to take.

Click PLAY ANIMATION to see what happens.

LABEL the arrows and fill in the boxes as you journey through the rock cycle.

*You will need to have something for every arrow and box in order to be done with the activity! It will continue to play even after you've done everything.*

*Done? Return to [mrstomm.com](http://mrstomm.com) → Assignments to find the link for the Inside Planet Erath vocabulary set. Use the options to study the words!*

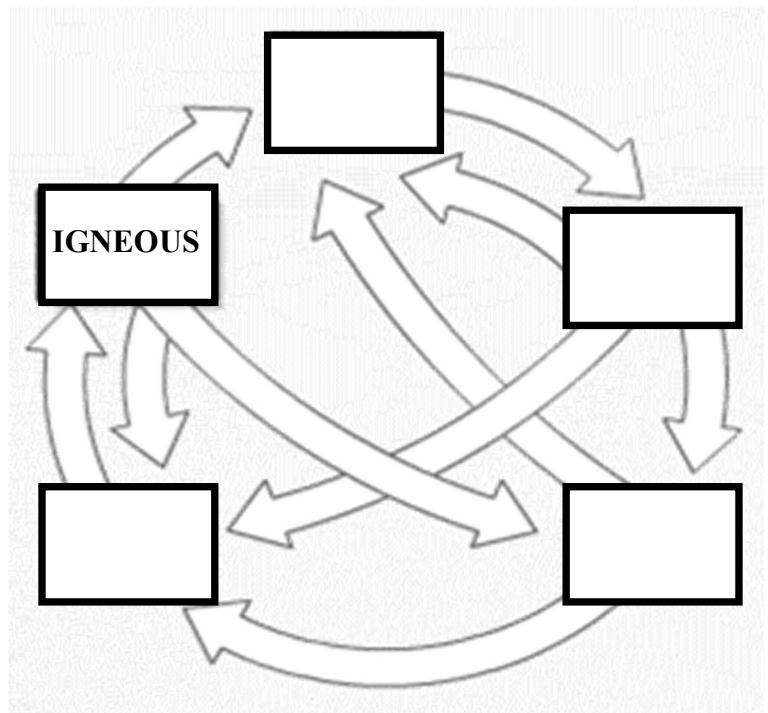


Image Source: [http://www.phschool.com/atschool/phsciexp/active\\_art/rock\\_cycle/](http://www.phschool.com/atschool/phsciexp/active_art/rock_cycle/)