

CSI Online: Eyewitness Basics

Name _____

Go to <http://sciencespot.net/>, click the icon for the *Kid Zone*, and click *Forensic Science* to find the links for this assignment.

► Site #1: The Art of Crime Detection (HINT: Look in the Eyewitness Basics section for the link!)

Part A: Read the information provided and answer these questions.

1. What are the two halves of the brain? _____
2. The left brain sees and interprets the world as _____ and _____.
3. The right brain sees and interprets the world as _____ and _____.
4. Visual artists train themselves to “turn off” the _____ brain and use the _____ brain to draw and sketch.
5. Just as your left brain learns more vocabulary the more you _____, your right brain learns more images and how to draw those images the more you _____. This becomes sort of like a “_____ vocabulary”.
6. A police sketch artist has the special ability to use both their visual vocabulary and descriptive words to produce _____.

Part B: Click the link to begin your first assignment. Read the directions provided to learn how to use the software and then try to create a composite.




After you have finished the first TWO activities, rate yourself on your efforts.



► Site #2: WebAdventures Online Activities

1. Click “Spot the Differences” and then compare the two photographs. Click on the differences you see. Can you find all 5? List them below.

- 1 - _____ 2 - _____ 3 - _____
4 - _____ 5 - _____

2. Click “Handwriting Analysis” and then match the writing samples – one at a time. How did you do?   

► Site #3: FBI Games – Choose the “Matching Game”.

Try the matching game at least 3 times. Record your number of tries for each time in the space below.

1st Try = _____ 2nd Try = _____ 3rd Try = _____

► Site #4: QUIA: Crime Scene basics

Try the matching game at least 3 times. How did you do?



Done? Turn in your worksheet and then you may visit any of the sites listed on the Forensic Science page of the Kid Zone.