



Handy Dandy Science Notebooks (also known as HDSN)

T. Tomm 2012
<http://sciencespot.net/>

Notebook Rules

- You need to bring it to class **EVERYDAY!**
- Do not **RIP OUT** pages or tear corners.
- All handouts **MUST BE GLUED IN** on the **CORRECT PAGES!**
- Your HDSN should only be used for **SCIENCE CLASS.**
- Each page should have the **DATE** and **PAGE#.**
- **BE COLORFUL, CREATIVE, & USE YOUR NOTEBOOK!**

Source: Gretchen Vikingson at <http://vikingson.edublogs.org/files/2011/07/2011-2012-INB-student-version-2afd6sb.ppt>

A note about the glue caps

The glue caps are called
“TAP & GLUE”
 not SLAM & GLUE,
 not SQUEEZE & SMEAR, & not
 BEAT THE TABLE AS HARD AND
 AS MANY TIMES AS YOU CAN &
 GLUE!

Remember ...
Dot, Dot – Not A Lot!

*Bottles should be returned to the caddy
 top UP!*




Step 1: Add Your Cover

Glue it on the front of the cover.

*Use a stapler if your cover is
 not glue friendly!*

**Have extra time in class?
 Feel free to color your cover
 and add other images related
 to science!**



Don't forget to fill it out!

Step 2: Page Numbers

Add **PAGE NUMBERS** for the first 25 pages.

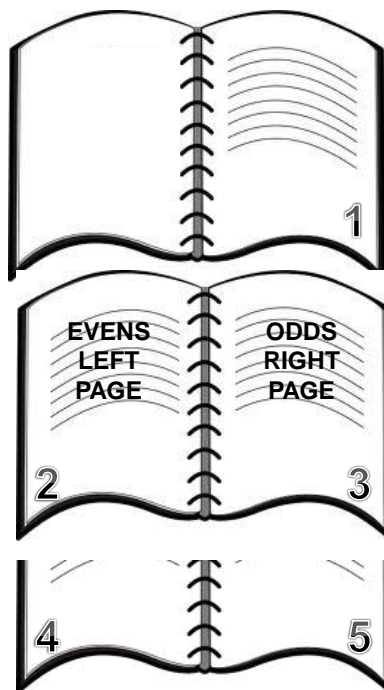
Write "1" in the bottom-right corner of the first page

Write a "2" on the back of that page.

Write "3" on the front of the next page.

Write "4" on the back of page #3.

Continue until you get to **page 25!**



Step 3: Add the Science Survival Guide to your HDSN.

Science Survival Guide Name _____

Directions: Fill out the Science Survival Guide to help you know what you need to do to be successful this year. Answers can be found in the classroom and on msmrm.com → Menu → Rules & Procedures.

- What does it take to be a GOOD MINDSET? _____
- What are the SUPER SIX rules?
 - Use your _____ wisely – start to finish.
 - Listen and follow _____
 - Raise your _____ for permission to speak or to leave your seat.
 - Keep your hands and feet to _____
 - Be _____ for class.
 - Be _____ and _____
- Watch the mission video and then list the 3 things you will do to be a "good mission" in Mrs. Toman's class. (They can be from the video or ones you create yourself!)
 - I will _____
 - I will _____
 - I will _____
- What do you do for each of these prompts?

Class-Yes – _____

Hands & Eyes – _____

Get It? – _____
- Complete this section about GRADES.
 - What grade would you earn for each percentage? 90% = _____ 71% = _____ 70.4% = _____
 - Grades are based on _____ with each assignment worth 100 points.
 - Homework counts as _____ grade, quizzes count as _____ grades, and tests & projects count as _____ grades.
 - Cheating will result in a _____ grade for the people involved and possible referral to the office.
 - Late assignments will receive a _____ for that assignment. You may use a pass slip to earn credit on a late assignment only once each semester.
 - No options for corrections will be available for _____ and _____ as you should be prepared prior to taking the quiz/test. Corrections may be allowed on _____ assignment if sufficient _____ has been shown and the teacher feels you deserve another chance.
- Complete this section about MAKEUP WORK.
 - You will have _____ days for each day you were _____ to make up the work assigned while you were gone. Any work that was due the day of the absence is due when you _____ to class.
 - You need to go to _____ → Assignment to see what you missed when you were absent.
 - Extra copies of worksheets will be posted on the _____ by the computer. It is _____ responsibility to get the missed work and make it up in the time allowed.

Fold the right side backwards.

Glue the "flap" to page 3.

How to Survive Science Class



**We will fill in the first
three questions together.**

**You will have time to
work on the rest in a bit.**

What does it take to be a good minion?

MAKE SMART CHOICES!

The SUPER SIX rules are:

- 1) Use your class time wisely – start to finish.
- 2) Listen and follow directions.
- 3) Raise your hand for permission to speak or to leave your seat.
- 4) Keep your hands and feet to yourself.
- 5) Be prepared for class.
- 6) Respect everyone – attitude and actions.

#1

#2



What happens if you cannot make smart choices?



1st Time – Warning

2nd Time – 5 minutes at lunch with me

3rd Time – 10 minutes at lunch with me

More incidents ... Note sent home and referrals to the principal.

More ways to be good minions ...

#3



Class?

YES

#4



If I say “Class”, you say “Yes!” and then wait QUIETLY for me to continue.

Remember ...

You have to say it the same way I do!

Hands & Eyes

**If I say “Hands & Eyes”, you need to put down your pencil/pen, look at the teacher (not your laptop), and get ready to listen!
No talking!**



Got It?



If I ask “Got It?”, you need to show me how well you understand what we are discussing!

Thumbs up?
Thumbs down?
In the middle?

At the end of each class, you will...

- 1) Work on the class activity or assignment (or other homework) UNTIL I tell the class to pack up and line up.
- 2) Push in your chair.
- 3) Get your phone from the caddy. (Leave OFF!)
- 4) Return to your table and stand next to your chair until the bell rings.
- 5) Leave the room in an orderly manner.


NOTE: If you have a question about an assignment, you should come up to my desk before you leave class.

Assignment: *Finish the rest of the worksheet (both sides)*

SEARCH THE ROOM to find answers to finish your worksheet. You may work with a partner!

You may also go to mrstomm.com → More → Rules & Procedures

Use the information to help you complete the worksheet before class on Monday!



Finish early?
Work on your notebook
cover until I tell you to
pack up and line up!

You can also ask me about
the ROSES game if you
want a challenge!

